

# APA Citation

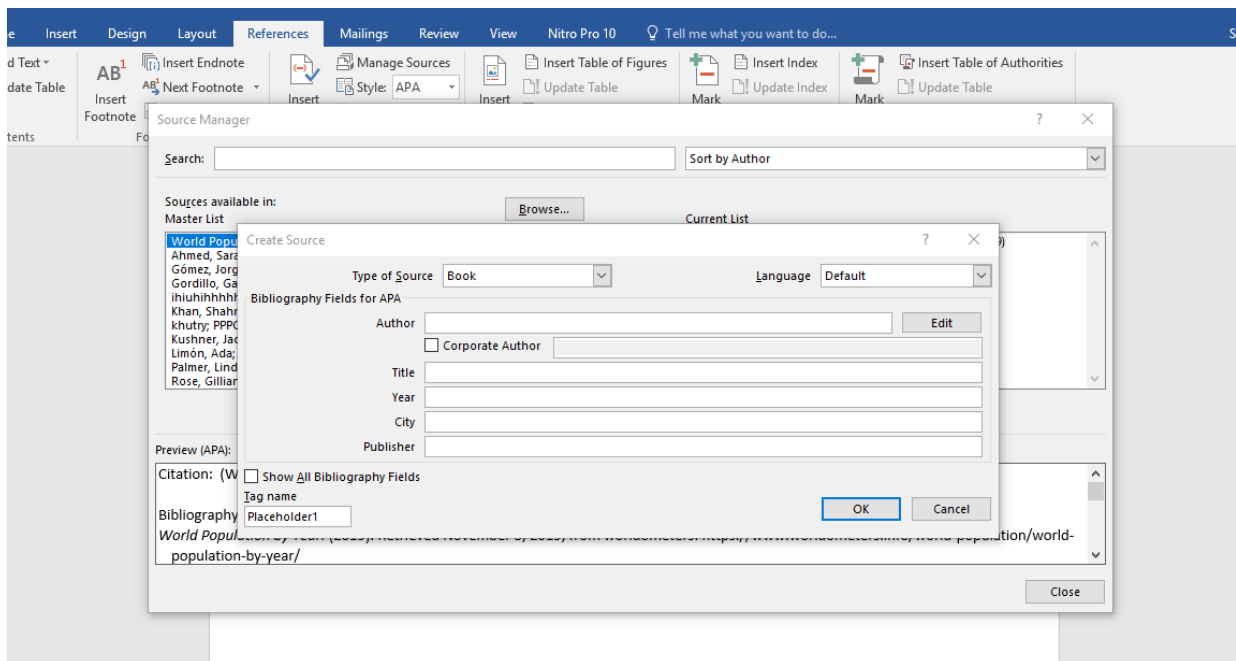
One of the essential components of a well written essay is citations. They are a means of referencing the sources in your essay, to give due to authors whose work has helped you in the composition of your work. APA is one of the various styles that you can employ to cite your sources.

Note: APA style uses a reference list, instead of a bibliography. The difference between the two lies in the content of each. A bibliography usually comprises all the works/sources cited and consulted in your essay. Whereas a reference list must contain each reference cited in your paper.

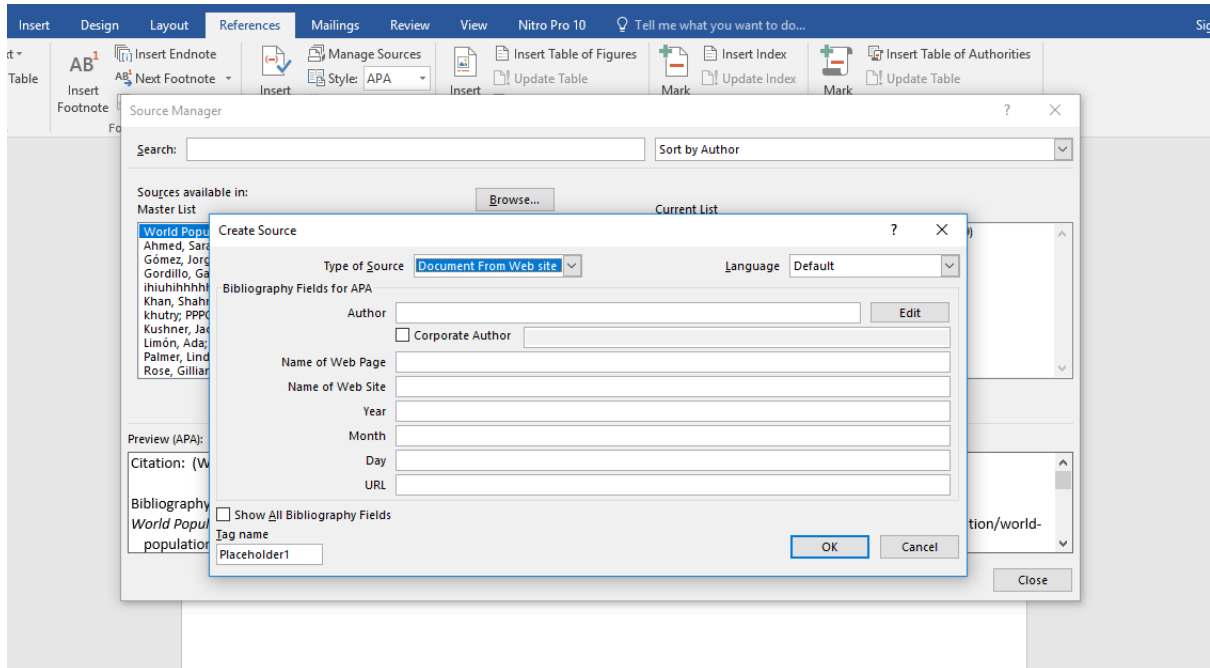
The following are examples of APA style citation.

## Example 1

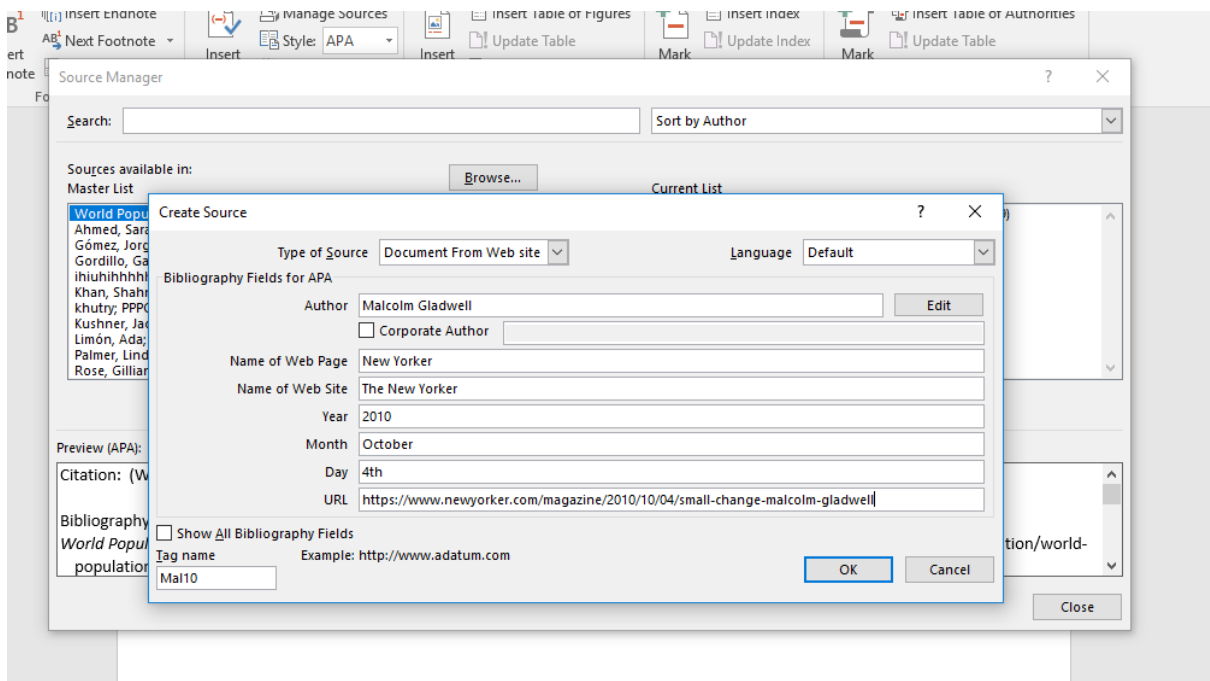
Suppose you have to cite the article, *Small Change* by Malcolm Gladwell, in your essay. This essay was first published in the New Yorker in their 2010 issue. Firstly, you identify the *type* of source. In this case, it is an essay in a magazine. Thus, you go to the reference tab on your document and click on APA format. Then you go to manage sources and click on new source, this tab will appear in your document:



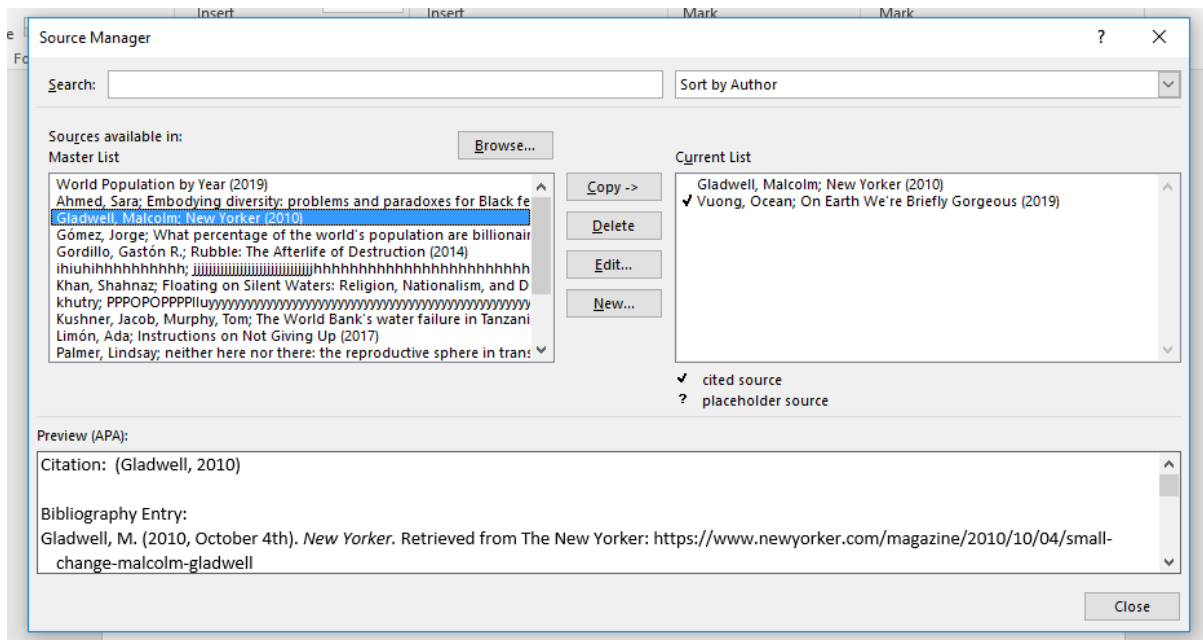
Next, you select the type of source, in this case, magazine article. However, the type section does not show the specific ‘magazine article’. Therefore, you will click on document from website.



Now, using your source, fill in the details as follows:



Finally, you click on Ok and can preview your in-text citation and reference in APA format.



Kindly keep in mind that the text citation, the one in brackets, will be used in between sentences. For example,

Malcom Gladwell, in his essay, highlights that personal connections prove to be more beneficial in gathering people for a social cause. In order to illustrate this, he provides the example of the civil rights movement in North America. (Gladwell, 2010).

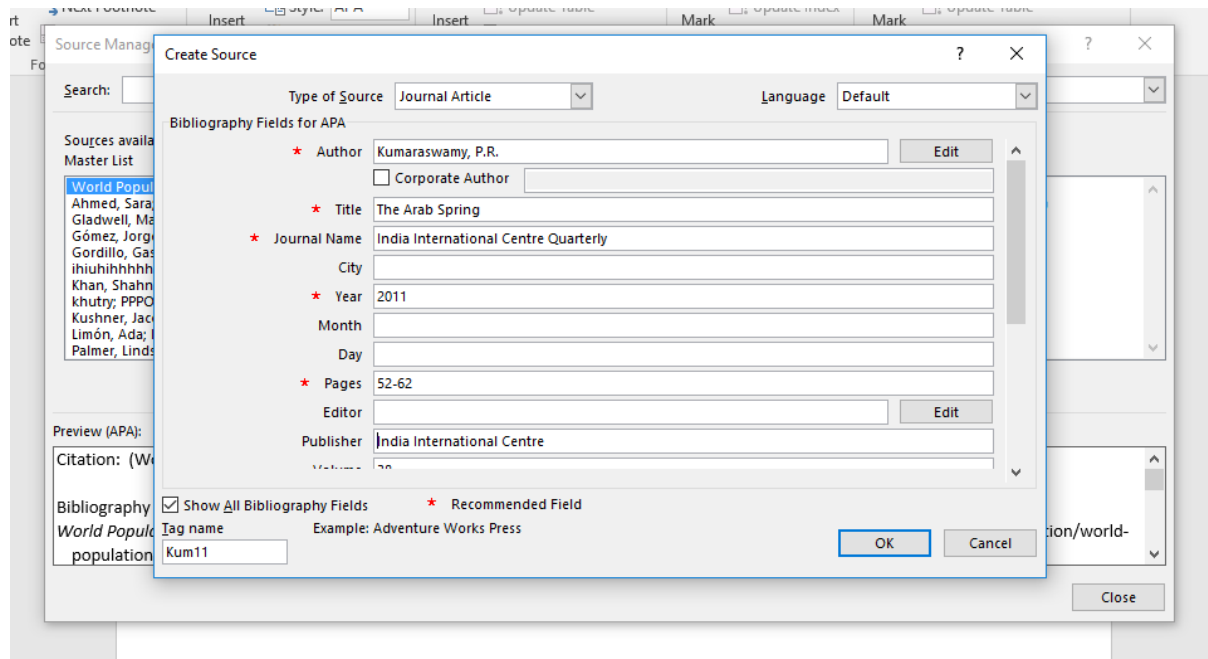
Whereas references will be provided at the end of your paper. Once you are finished with all the necessary content in your essay, you will go to the references tab and click on bibliography. From that dropout, you will select references and your source will appear as follows:

## References

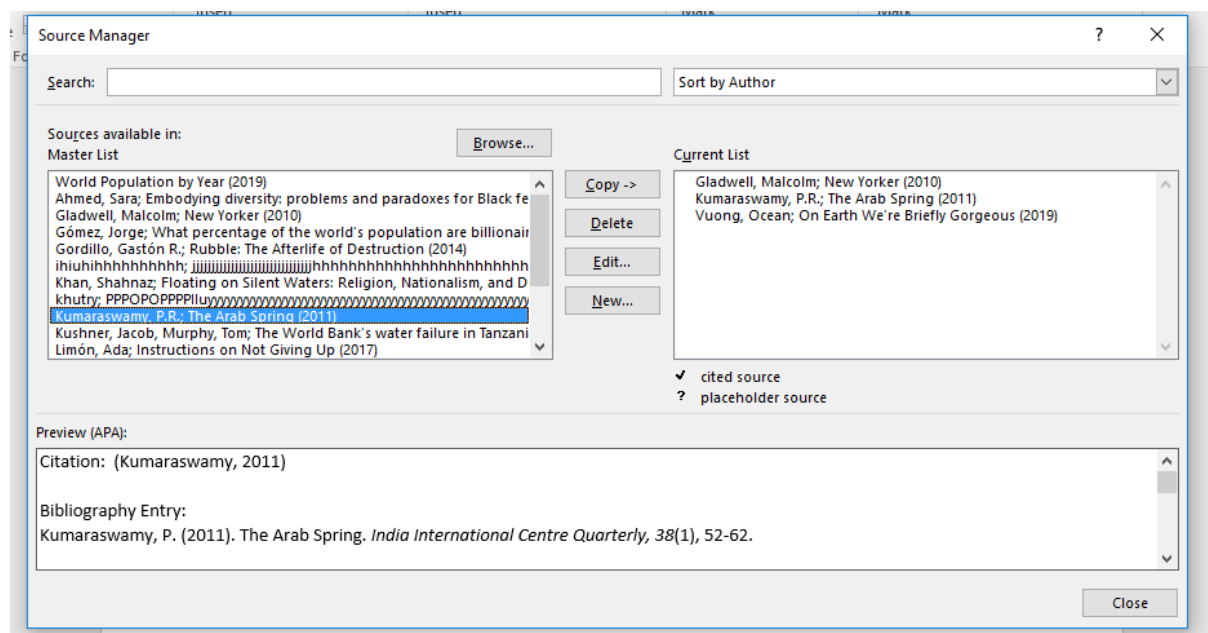
Gladwell, M. (2010, October 4th). *New Yorker*. Retrieved from The New Yorker: <https://www.newyorker.com/magazine/2010/10/04/small-change-malcolm-gladwell>

## Example 2

Now, you need to cite a journal article, *The Arab Spring* by P.R. Kumaraswamy, which was downloaded from JSTOR. The same procedure as above will be followed, with the exception of changing type of source to 'journal article'.



After filling all the required fields, as shown above, click OK. Your citations will be as follows:



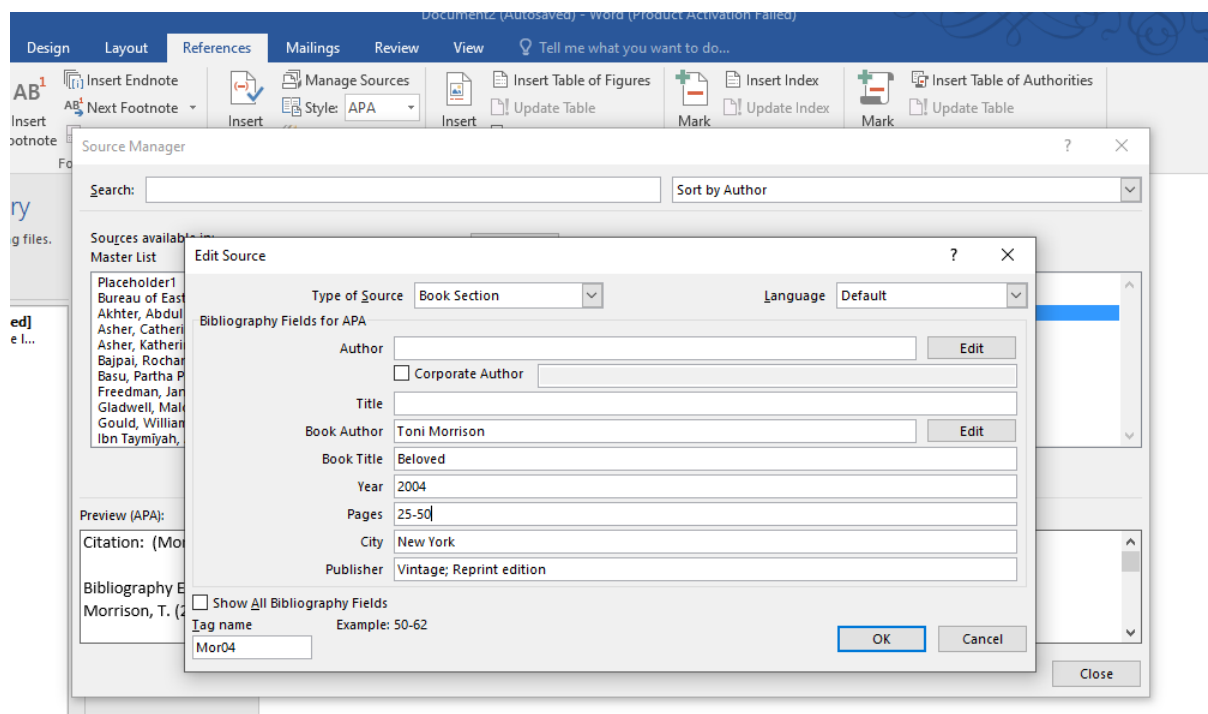
As shown in the previous example, in-text citation will be used between sentences. Whereas references will be provided at the end of your paper. As such, the reference for this journal article is as follows:

## References

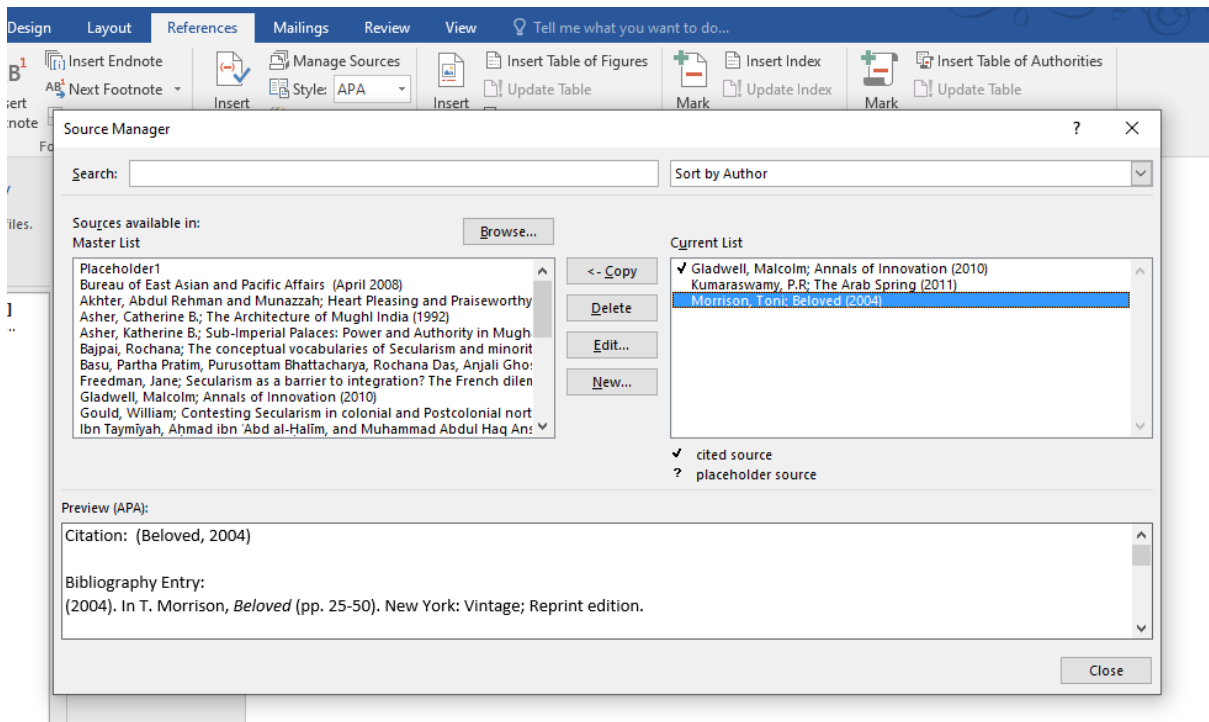
Kumaraswamy, P. (2011). *The Arab Spring*. *India International Centre Quarterly*, 38(1), 52-62.

### Example 3

You've used a certain section of book in your paper and it needs to be cited. The book is *Beloved* by Toni Morrison. The same procedure as above will be followed, with the exception of changing type of source to 'book section'. You'll need to know details such as the year in which the book was published, city, publisher and the page numbers. Once you have all the details, proceed as follows:



After filling all the required fields, as shown above, click OK. Your citation will be as follows:



Once again, in-text citation will be used between sentences. Whereas references will be provided at the end of your paper. As such, the reference for this book is as follows:

## References

Morrison, T. (2004 ). *Beloved*. New York: Vintage; Reprint edition.